

HOW TO SET-UP YOUR myCalPERS ACCOUNT

You are a new user and are logging into myCalPERS for the first time.

Set-up your myCalPERS username and password, the system will require you to create a new password, select a security image, enter a security message, and choose challenge questions and answers.


Step Actions

Step 1 Visit the CalPERS website at www.calpers.ca.gov.

Step 2 Select the **myCalPERS Log In** button on the blue navigation bar.



Step 3 At the Pre-Log In page, select the **Active Members & Retirees** button.



Step 4 Select the **Continue** button.

Step 5 Enter your username.

Step 6 Select the **Continue** button.

Step 7 Enter your temporary password.

Step 8 Select the **Log In** button.

Step 9 Complete the Log In Credentials section.

Step 10 Select the **Save** button.

Step 11 Select the **Continue** button.

Step 12 Read the security agreement.





Step 13 If you agree to the agreement, select the **I Accept** button at bottom left.





Step 14 Complete the Security Image section.

Security Image

Your security image displays with your security message when you log in. If they're not correct, you may be on a fraudulent site.

Security Image*

[Next](#)

Security Message

Enter a message below that is unique and memorable to you. Your message should be different from your username.

Security Message*

Between 3 and 50 characters

Step 15 Complete the Security Message section.

Step 16 Select the **Save and Continue** button.

Step 17 Complete the Update Your Challenge Questions section. Your answers are case sensitive.

Update Your Challenge Questions

Choose **3** questions and enter a unique answer for each one.

Question 1:*

Answer 1:*

Question 2:*

Answer 2:*

Question 3:*

Answer 3:*

Step 18 Select the **Save and Continue** button.

Step 19

Complete the Password Recovery Options section.

Password Recovery Options

Recovery options give you a way to access your account.
We can send you an email or text message, if you forget your password.
Your email address and mobile phone number will be used for CalPERS purposes and are protected by our [Privacy Policy](#).

Email Address:

Mobile Phone:
 We can't send a temporary passcode to international phone numbers.

[Save and Continue](#) [Clear](#)

Step 20

Select the **Save and Continue** button.

Note: myCalPERS has a two-hour timeout period. You will need to re-log in if you have not been using the system in a two-hour period.
